



AIR SERVICE ONE
NEWS - DATA - ANALYSIS

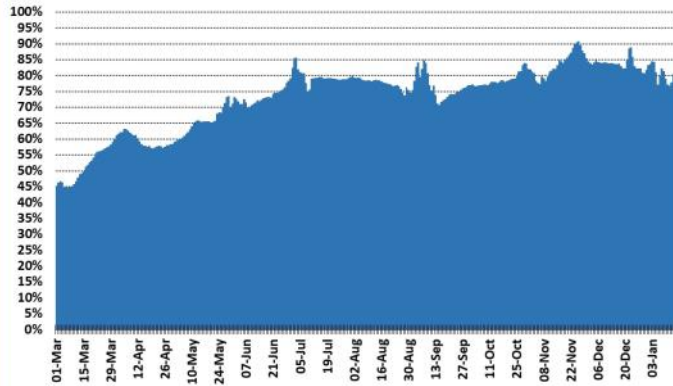
Last week in North America

10 January 2022 - 16 January 2022

US airport passengers 1 March 2021 to 15 Jan 2022

7-day average compared with same period in 2019

Source: Derived from daily TSA passenger figures for 2019-2022

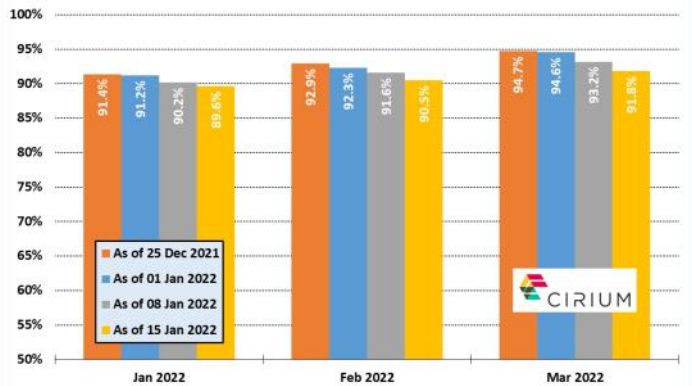


ANKER REPORT

North American* capacity in 2022

Planned monthly seat capacity as % of 2019 figure by date

Source: Cirium Data and Analytics *Canada, Mexico and US



ANKER REPORT

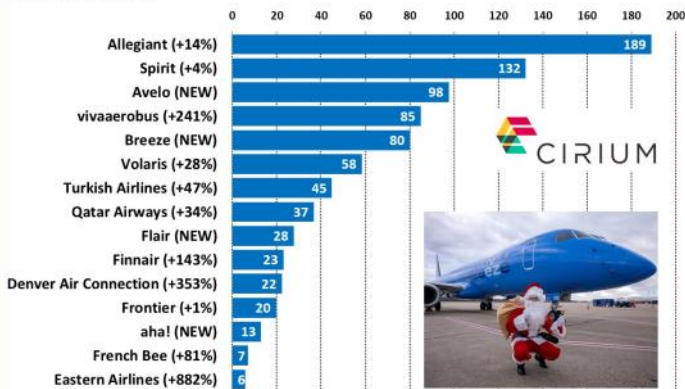
North American New Routes Database (NAMNERD)

Start Date	Airline	From	DS	DC	DA	To	AS	AC	AA	WF	A/c	km	Competition (WF)
13-Jan-22	Avelo Airlines	Tweed New Haven	CT	us	HVN	Sarasota/Bradenton	FL	us	SRQ	3	B738	1775	-

Top 15 airlines in US for additional seats in Jan 22

Increase in monthly seats in 000s from US airports versus Jan 20 (increase in %)

Source: Cirium Data and Analytics



ANKER REPORT

Welcome Avelo to SRQ!

New Haven, CT (HVN)

Sarasota / Bradenton, FL (SRQ)

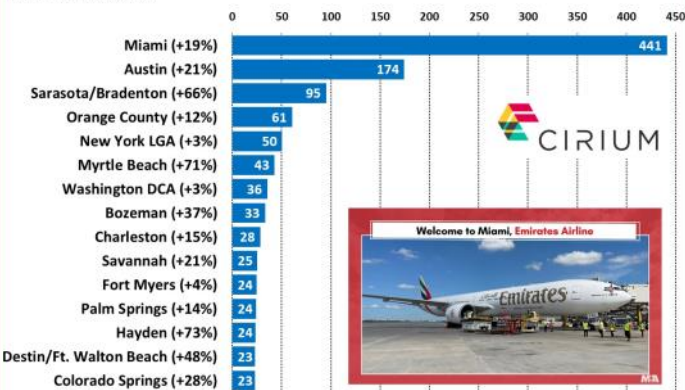
NONSTOP FLIGHTS to New Haven, CT

BOOK NOW

Top 15 airports in US for additional seats in Jan 22

Increase in monthly seats in 000s versus Jan 20 (increase in %)

Source: Cirium Data and Analytics



ANKER REPORT

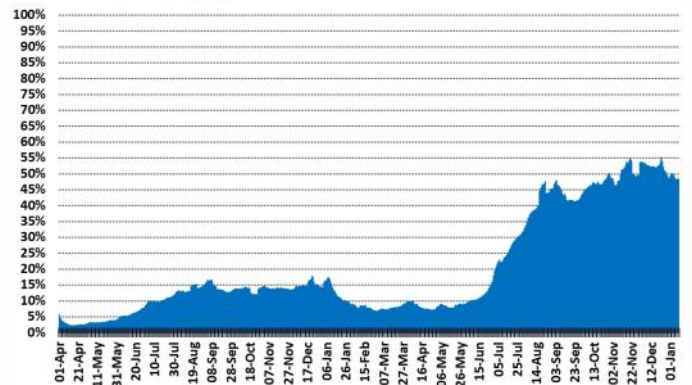
US airlines had issues with the Omicron variant, staff availability and the weather during the last week, resulting in a slight fall in the rate of passenger demand recovery from around 85% of pre-pandemic figures to around 80%.

The top six airlines for additional seats in January 2022 (versus pre-pandemic January 2020) are two established ULCCs (Allegiant and Spirit), two new airlines (Avelo and Breeze) and two Mexican carriers (vivaeroobus and Volaris). The top 10 are completed by Finnair (thanks to new US routes from Stockholm), Qatar Airways (which has added San Francisco and Seattle-Tacoma in the last two years), Turkish Airlines (which has added Dallas/Fort Worth and New York EWR) and Canadian newcomer Flair.

Canadian airport passengers: 1 Apr 20 to 10 Jan 22

7-day average compared with same period in 2019

Source: Derived from daily CATSA passenger figures for 2019-2021



ANKER REPORT

Canadian passenger demand has fallen back to below 50% of pre-pandemic levels, having been well over 50% for most of December. Seat capacity for all of January is currently set to be down 41% compared with January 2020.